





August 7, 2025



Agenda

- Roll Call
- Executive Session (Anticipated 90 minutes)
- Approval of prior meeting minutes
- Chair's report
- Executive Director's report
- Rescind waiver of N.J.A.C. 17:30-11.5(c)(2) and -11.6(b) under Resolution 2023-144 (AU edibles)
- Rescind authority to issue provisional badges under Resolution 2024-199
- Contract award for a safe-use public information campaign
- Applications for permit or license changes
 - Change in capacity, physical plant, or premises
 - Ownership changes



Agenda

- Cannabis business applications
 - Conditional-to-annual conversions
 - Annual licenses
 - Annual license renewals
- Cases, Claims, and Petitions
 - Waiver requests
- Consideration of enforcement actions
 - INV-29-25
 - INV-59-25
 - INV-74-2025
 - INV-75-2025
 - INV-81-2025
 - INV-83-2025
 - INV-86-2025
- Public Comment
- Delegated authority (***Added during executive session***)
- Adjournment



Roll Call



Executive Session

(Approximately 90 minutes)



Chair's Report



Chair's Report: Online Waiver Form

NJ-CRC website → Resources tab → “Rule Waiver Request Form”

Cannabis Regulatory Commission

Home Medicinal Cannabis Program Safe Use Dispensaries Cannabis Businesses **Resources** Diversity & Inclusion Government Relations News & Events CRC High Points About CRC

Home / Resources / Cannabis Statutes and Rules / Cannabis Related Laws

Cannabis Related Laws

The [Jake Honig Compassionate Use Medical Cannabis Act](#) provides the framework for the medicinal use of cannabis in New Jersey. The [Cannabis Regulatory Enforcement Assistance and Marketplace Modernization \(CREAMM\) Act](#) does the same for recreational use and includes the establishment of the Cannabis Regulatory Commission. The [Personal-Use Cannabis Rules \(N.J.A.C. 17:30\)](#) were last updated/amended effective March 6, 2023 (*Cannabis rules may be found in Title 17, chapters 30 and 30A*). Highlights of the new rules are available [here](#).

Proposal and Register Citation	Title	End of Comment Period	Link to submit public comments
	Adult-Use Cannabis Rules		
	The Commission is		



Adult-Use (Recreational) cannabis

- [Rule Waiver Request Form](#)
- [Packaging and Labeling Guide](#) April 2024
 - [Packaging and Labeling Guide Addendum](#) February 2025
- [Certificate of Waiver of Regulation of 3.4\(d\)](#) October 2024
- [Class 5 Retailer Home Delivery Guidance](#) December 2023
- [Edibles Guidance](#) September 2023



Chair's Report: Online Waiver Form

Criteria:

1. Necessary for the law
2. Necessary to provide cannabis access
3. Does not pose danger to health or safety

Rule Waiver Request

Use this form to request that the Cannabis Regulatory Commission waive a regulatory requirement for you or your business. A waiver is only permissible if the waiver: (1) is necessary to achieve the purpose of the Jake Honig Act or CREAMM Act; (2) is necessary to provide access to cannabis items to consumers; **and** (3) does not create a danger to the public health, safety, or welfare.

After submitting a request, the Commission will review the request and decide whether to grant or deny the request. You may withdraw your request at any time by sending an email to Daniel.Said@crc.nj.gov with a copy (cc) to CRC.Legal@crc.nj.gov.

Be advised that submission of a request does not guarantee that the request will be granted.

When you submit this form, it will not automatically collect your details like name and email address unless you provide it yourself.

* Required

Basic information

1. ATC/Cannabis business name *



List your business name exactly as it appears on your business registration documents.

2. Your full name *



Chair's Report: Selling Licenses

- Be wary of websites offering licenses for sale
- Selling a cannabis license is illegal!

<i>Not Allowed</i> 	<i>Allowed</i> 
<ul style="list-style-type: none">× Selling a license× Trading or transferring a license to another person× Misrepresenting the type of license you have	<ul style="list-style-type: none">✓ Selling ownership in a <u>business entity</u>✓ Selling property



Chair's Report: Business Decisions

- Don't put the cart before the horse. The application comes first!
- Construction can be done after approval
- Get funding approvals before spending money
- Rushing before getting application approval could leave you in a pickle!





Chair's Report: Set Up for Success

- Be honest with yourself, partners, and investors
 - What can you reasonably accomplish?
 - Are your revenue projections too ambitious?
 - Should you start small and scale up over time?
- The NJ-CRC is here to help, but only YOU can make a business successful



Executive Director's Report




Updates on Dispensary Openings

More than 250 medicinal and recreational dispensaries open in 21 counties.



New Recreational-only Dispensaries

- Benedict's Supply, Jersey City
- Brotherly Bud, Mount Ephraim
- Earth & Ivy Lakehurst, Lakehurst
- Flowerbomb, Irvington
- The Goods Supply Co. Victory Gardens
- Green Knight Cannabis, Franklin Township
- The Honorable Plant, Highlands
- Hudsonica, Hoboken
- Jersey Joint Dispensary, Glassboro
- Lady L Cannabis, Jersey City
- New Frontier Solutions, Salem
- Plant Base, Plainfield
- Public Absecon, Absecon
- Sky Cannabis, Hopewell
- Social Dispensary, Bridgeton
- Toke Lane Cannabis Dispensary, Trenton





Licensing Update – Total Licenses Approved

- as of July 30, 2025

- **Total 3,026 applications submitted**
- 2,353 applications have been approved
- 232 applications are under review in the Office of Licensing
- 276 applications are pending resubmission following cure
- 165 applications under review in the Office of Compliance & Investigations



Licensing Update – Total Recreational Licenses Approved

- as of July 30, 2025

- 1,629 conditionals
- 451 conditional-to-annual conversions
- 279 annuals
- 84 expanded ATCs
- **357 Total: operating licenses (AU) and permits (Med) issued**



Applications up for Consideration

- 3 conditional-to-annual conversions
- 7 annuals
- 29 annual license renewals



Current Patient Enrollment Numbers

- as of July 15, 2025

- Total patients: 58,124
- Caregivers: 3,919
- Doctors: 1,554



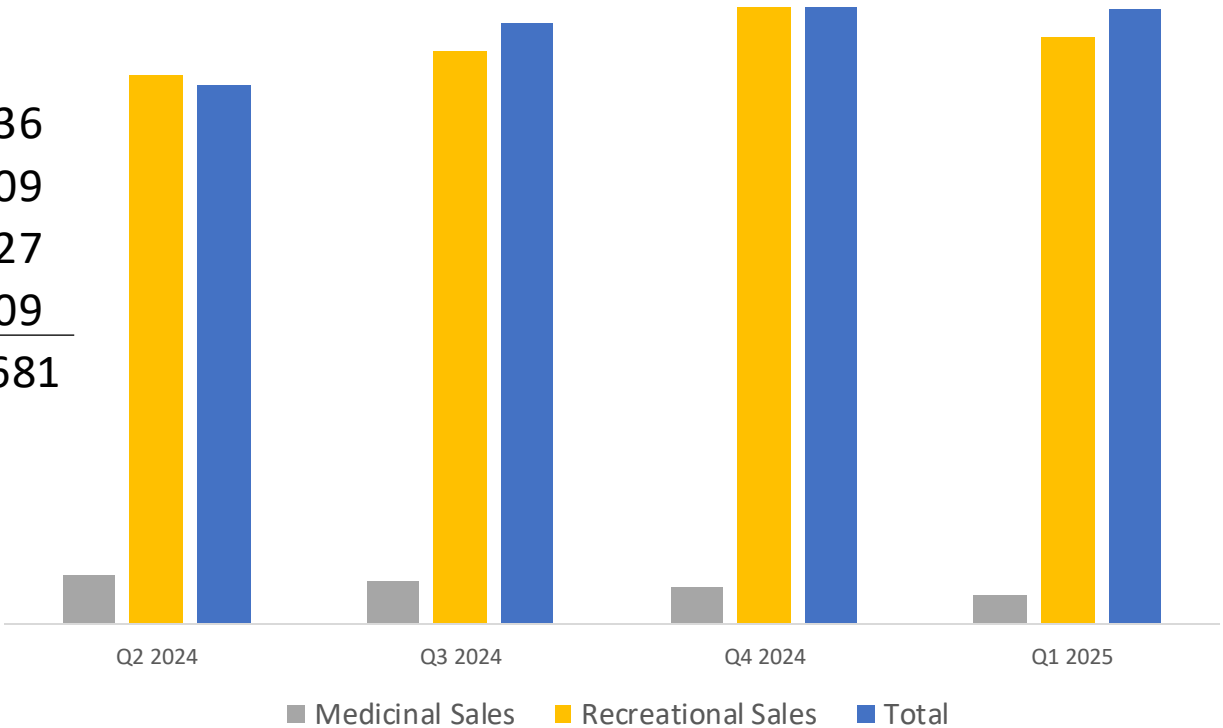
Sales & Pricing Update



Medicinal & Recreational Sales (Last Four Quarters*)

<u>Quarter</u>	<u>Recreational Sales</u>	<u>Medicinal Sales</u>	<u>Total</u>
Q3 2024	\$257,828,024	\$19,698,012	\$277,526,036
Q4 2024	\$277,203,897	\$16,986,012	\$294,189,909
Q1 2025	\$263,986,769	\$12,970,358	\$276,957,127
Q2 2025	\$279,722,989	\$15,113,621	\$294,836,609
	\$1,078,741,679	\$64,768,003	\$1,143,509,681

NJ Cannabis Sales (Last 4 Quarters)

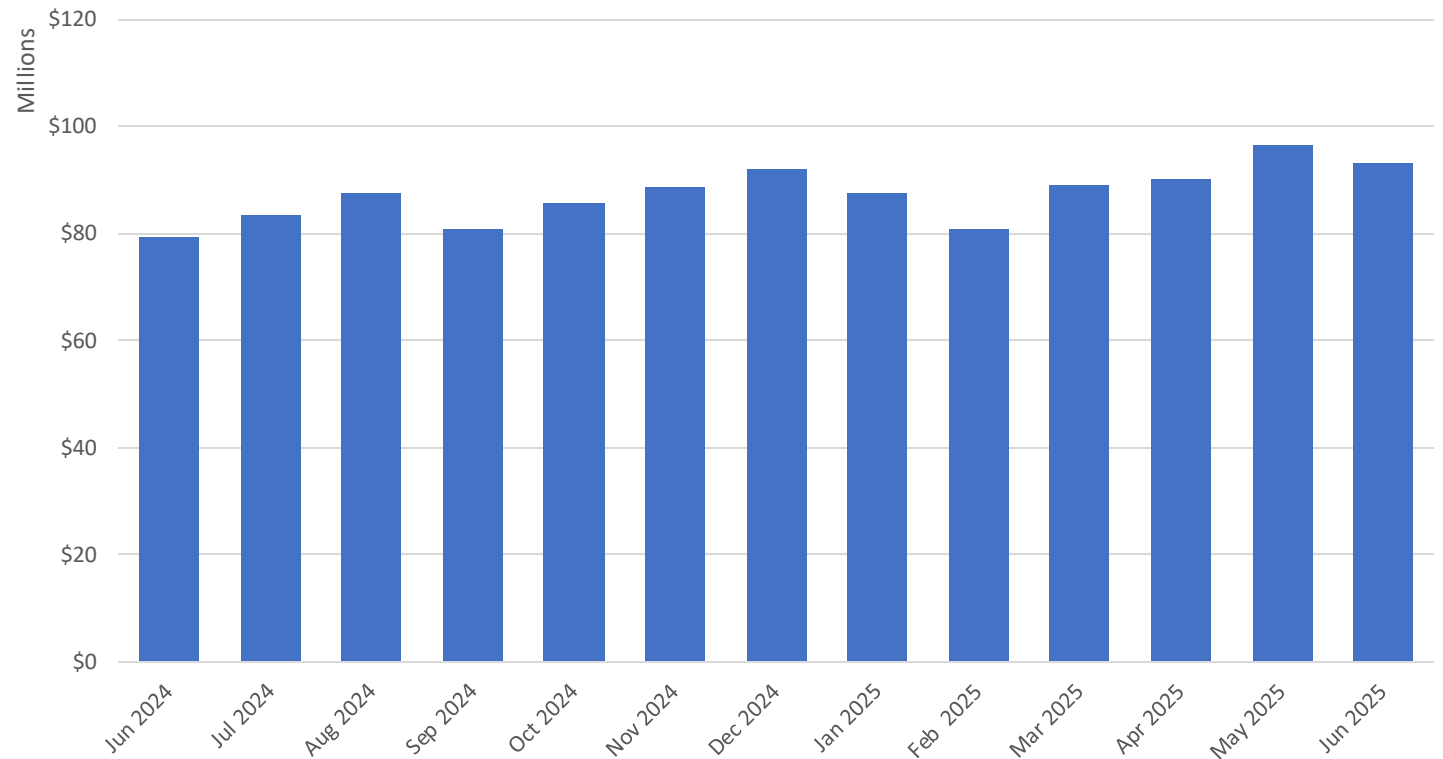


Q2 2025 sales are Metrc Sales and not yet certified



Adult Use Total Sales by Month (Last 13 Months)

<u>Month</u>	<u>Dollar Sales</u>
Jun 2024	\$79,267,286
Jul 2024	\$83,316,119
Aug 2024	\$87,671,130
Sep 2024	\$80,892,807
Oct 2024	\$85,838,572
Nov 2024	\$88,680,755
Dec 2024	\$92,224,451
Jan 2025	\$87,626,072
Feb 2025	\$80,968,623
Mar 2025	\$88,965,924
Apr 2025	\$90,332,393
May 2025	\$96,387,361
Jun 2025	\$93,003,233



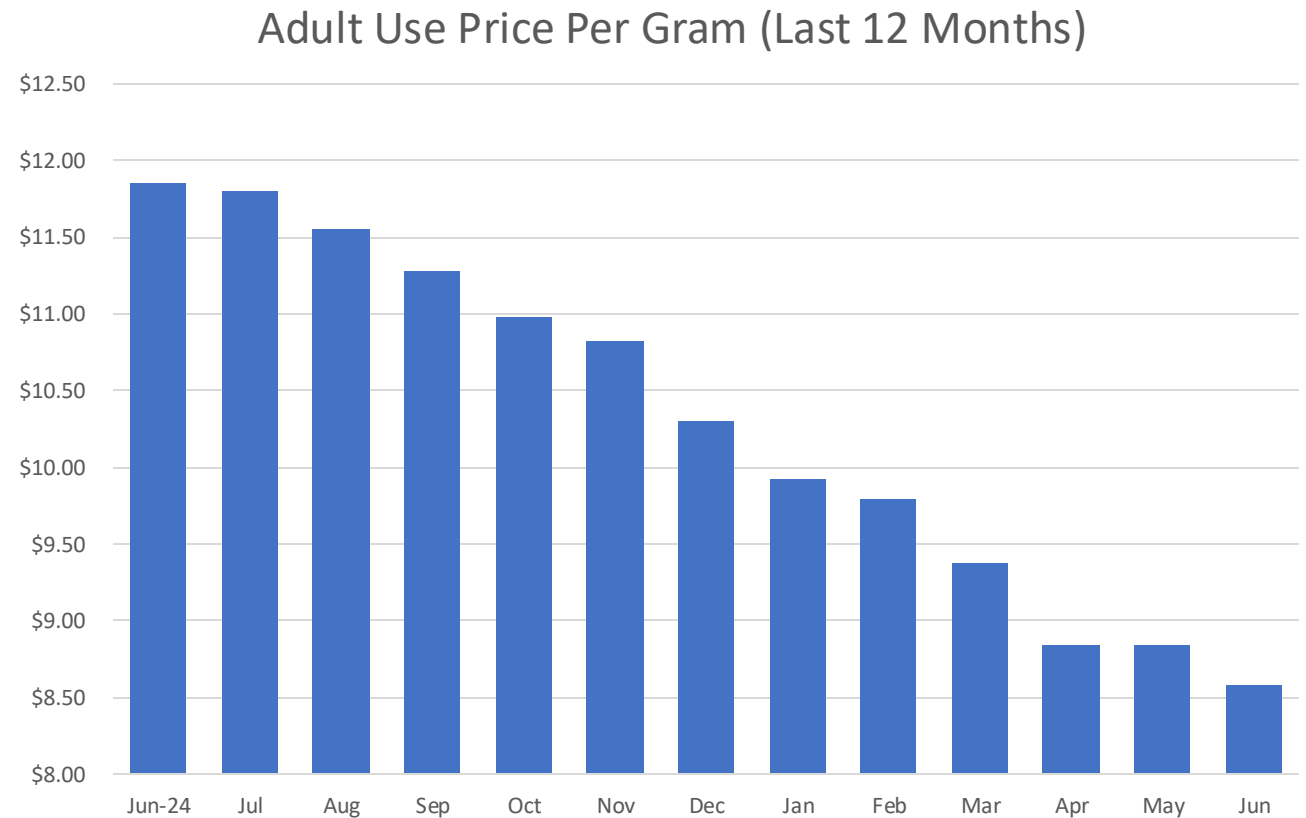
Year Over Year Change, June 2024 - June 2025: 17.3%



Adult Use Bud/Flower Price Per Gram

(Last 13 Months)

Month	Price Per Gram	% Change
Jun 2024	\$11.86	0.5%
Jul 2024	\$11.80	-0.5%
Aug 2024	\$11.56	-2.1%
Sep 2024	\$11.28	-2.4%
Oct 2024	\$10.98	-2.6%
Nov 2024	\$10.82	-1.5%
Dec 2024	\$10.30	-4.7%
Jan 2025	\$9.92	-0.1%
Feb 2025	\$9.79	-1.3%
Mar 2025	\$9.38	-4.2%
Apr 2025	\$8.84	-5.7%
May 2025	\$8.84	-0.1%
Jun 2025	\$8.58	-2.9%



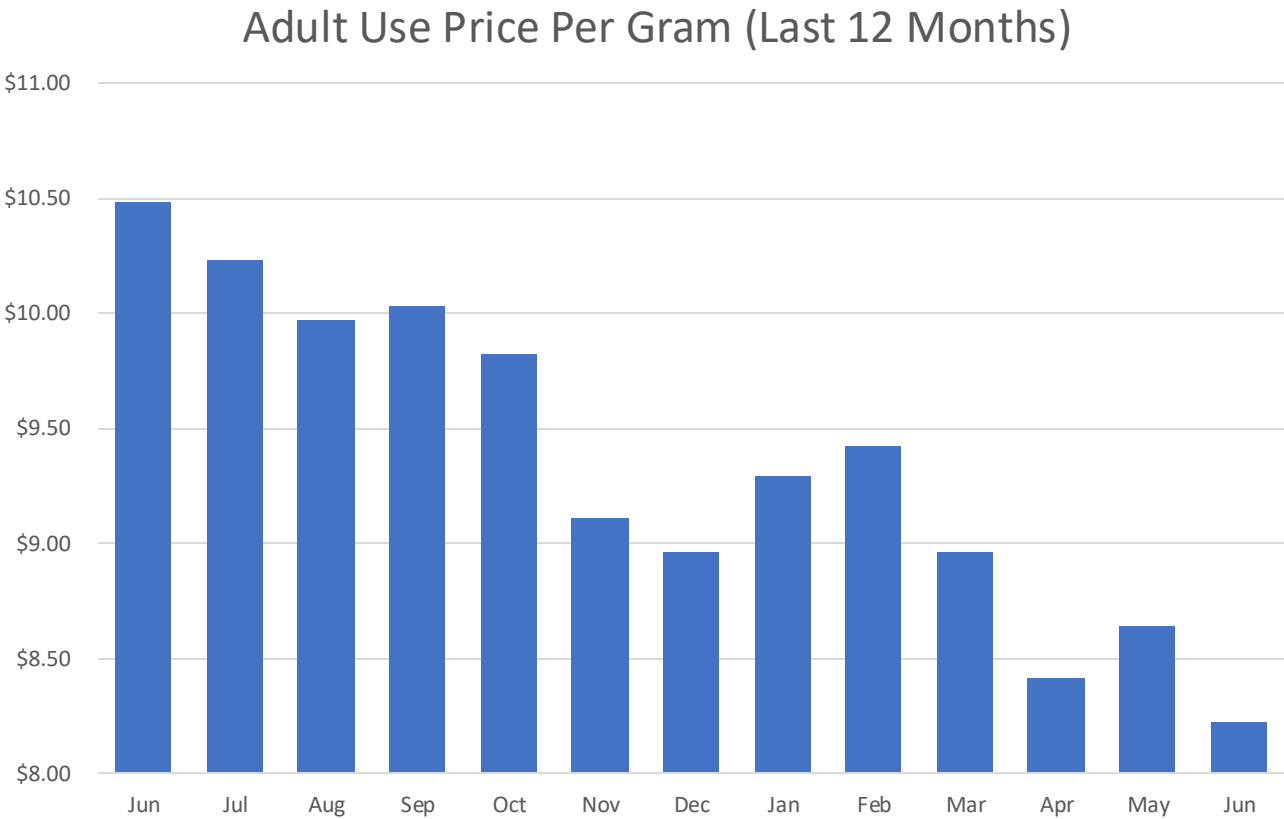
Year Over Year Change, June 2024 - June 2025: -28%



Medicinal Bud/Flower Price Per Gram

(Last 13 Months)

Month	Price Per Gram	% Change
Jun 2024	\$10.48	-0.1%
Jul 2024	\$10.23	-2.3%
Aug 2024	\$9.97	-2.6%
Sep 2024	\$10.03	0.6%
Oct 2024	\$9.82	-2.1%
Nov 2024	\$9.11	-7.2%
Dec 2024	\$8.96	-1.7%
Jan 2025	\$9.29	5.3%
Feb 2025	\$9.42	1.4%
Mar 2025	\$8.96	-4.8%
Apr 2025	\$8.41	-6.1%
May 2025	\$8.64	2.7%
Jun 2025	\$8.22	-4.8%



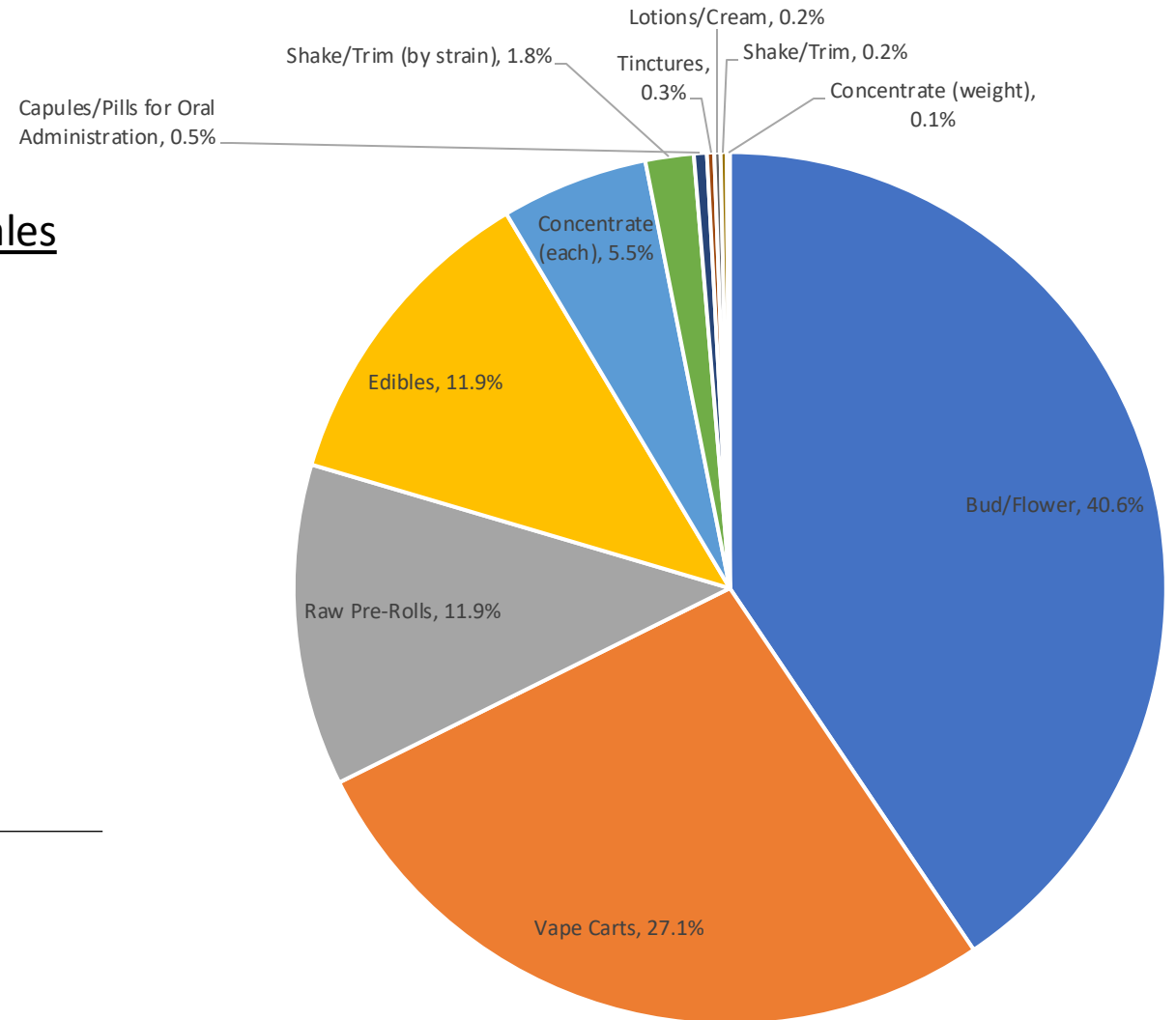
Year Over Year Change, June 2024 - June 2025: -22%



Adult Use Product Mix by Category

(Last 12 Months)

<u>Product Category</u>	<u>Percent of Sales</u>
Bud/Flower	40.55%
Vape Carts	27.09%
Raw Pre-Rolls	11.92%
Edibles	11.86%
Concentrate	5.56%
Shake/Trim	2.02%
Capsules/Pills for Oral Administration	0.48%
Tinctures	0.27%
Lotions/Cream	0.23%
Transdermal Patches	0.02%
Total	100.00%

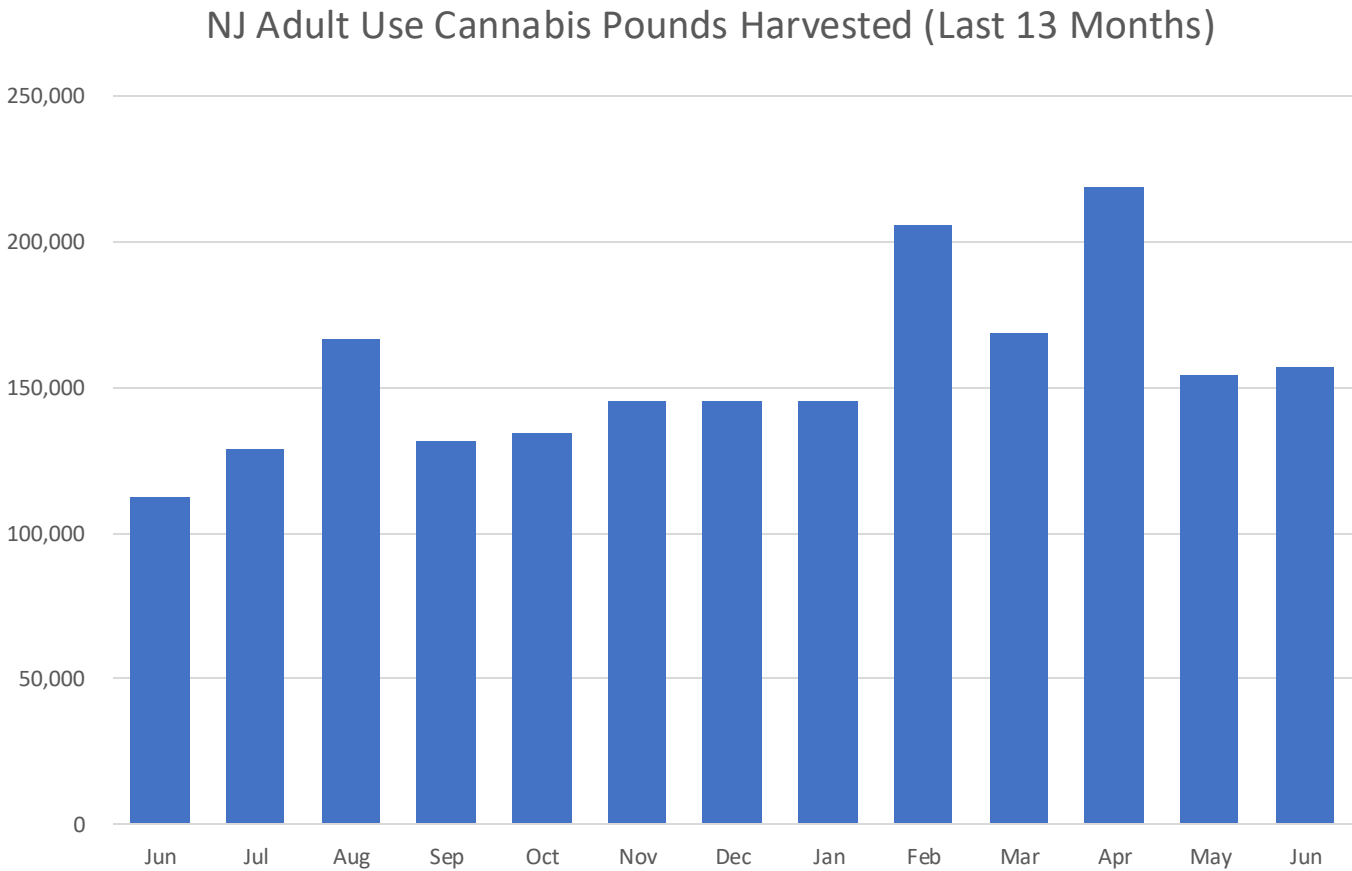




Pounds Harvested by Month

(Last 13 Months/Wet Weight)

<u>Month</u>	<u>Pounds Harvested (Wet)</u>
Jun-24	112,775
Jul-24	129,224
Aug-24	166,982
Sep-24	132,017
Oct-24	134,227
Nov-24	145,255
Dec-24	145,138
Jan-25	145,707
Feb-25	205,970
Mar-25	168,879
Apr-25	218,567
May-25	154,164
Jun-25	157,160
Total	2,016,065

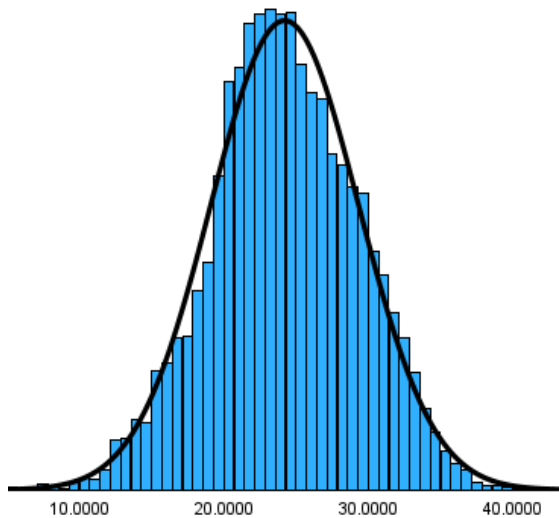


Year Over Year Change, June 2024 - June 2025: 39.3%

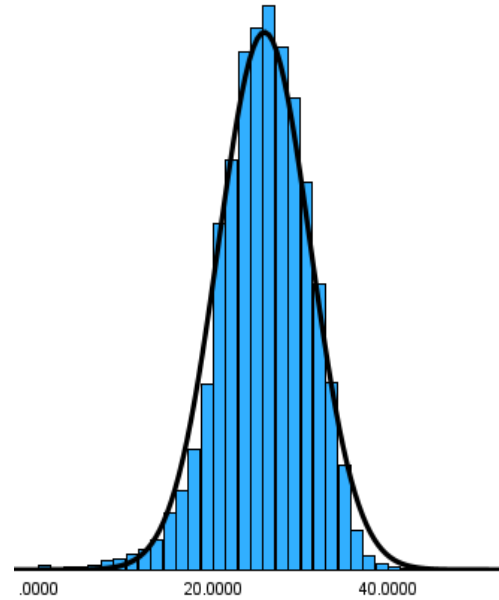


THCA Testing Value Averages 2023 – 2025 YTD

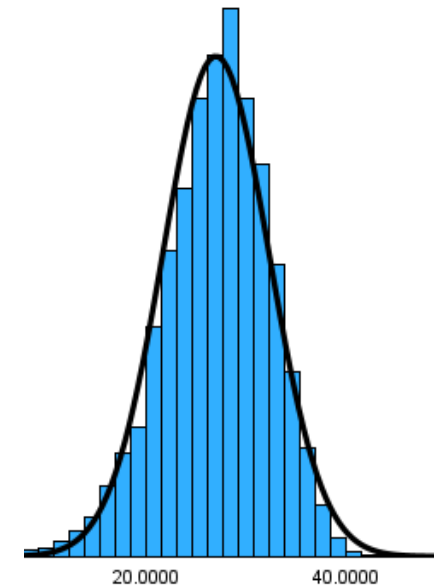
2023: 24.21%



2024: 25.86%



2025 YTD: 27.21%



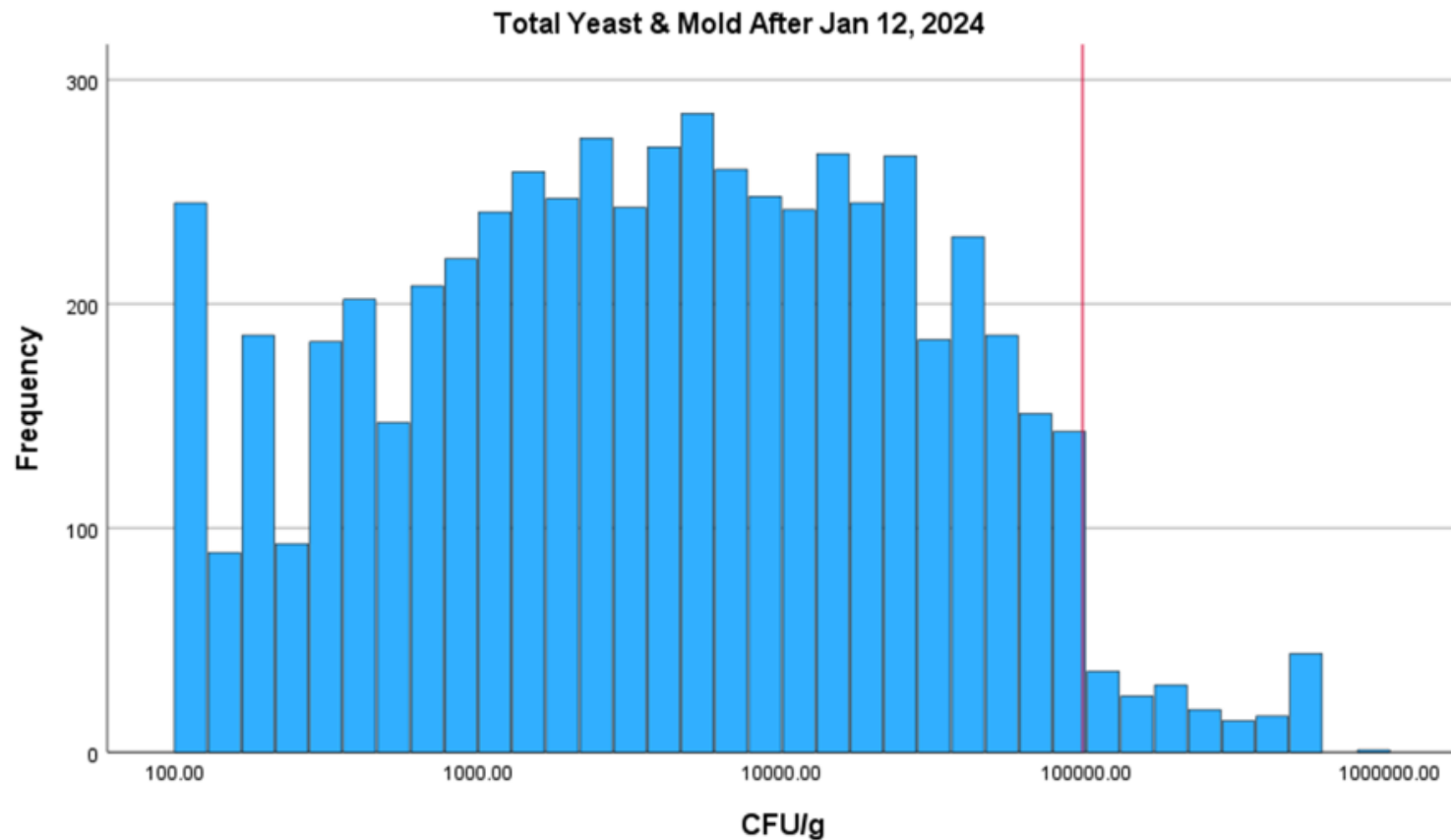
Change from 2023 - June 2025: 12.4%



Total Yeast & Mold Testing Rates 2023 – 2025 YTD

Total Yeast & Mold Test Result Breakdown

<u>Year</u>	<u>Pass</u>	<u>Fail</u>	<u>Total</u>
2023	96.3%	3.7%	100%
2024	98.9%	1.1%	100%
2025	99.0%	1.0%	100%



**THE NEW JERSEY
DEPARTMENT OF STATE
CANNABIS TRAINING
ACADEMY UPDATE**

CONTACT OR REGISTER:

CTA@SOS.NJ.GOV

CTA.NJ.GOV



Cannabis Training Academy Student Journey

Overview of what students will learn and be able to accomplish at each level.



NJ Dept. of State Cannabis
Training Academy:
Core Curriculum Overview:

*10 levels

*60+ Courses

*28 instructors

All online
no-cost courses!

Learn about the cannabis
licensing application
process!



**REGISTER AT
CTA.NJ.GOV**



TRAINING

NJ CTA Data


Accomplishments since Oct. 2024 soft launch and June 2025 completion

✓ **Levels 1 - 10 fully configured**

- 60+ courses
- 60+ videos and PowerPoint presentations
- 12+ total hours of educational course videos
- More than 300 pages of downloadable course text scripts

✓ **Cannabis Badge Training Curriculum Launched**

- 8 courses that meet regulatory requirements for annual education for all cannabis employers & their employees
- 3 standalone courses focused on initial badging walkthrough, badging renewal and annual license renewal



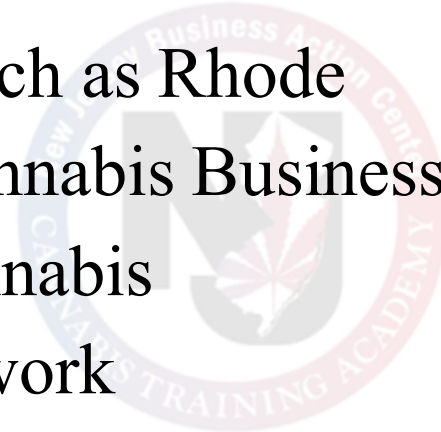
NJ CTA Data

✓ **Legacy 2 Legal, Instructor Q&A & Expert Webinars**

- Organized more than 10+ expert webinars
- Organized more 15+ instructor Q&A
- Organized 5 legacy to legal webinars
- More than 12 hours of content to consume on all aspects of the cannabis industry, cannabis supply chain and entering the regulated market as a worker, owner or ancillary service

✓ **NJ CTA recognized as a national program**

- Received letters of support from other state agencies such as Rhode Island's Cannabis Control Commission, Colorado's Cannabis Business Office, Maryland's Office of Social Equity and the Cannabis Regulators Association (CANNRA) for our impactful work



NJ CTA Student Data

- ✓ **More than 1,600 students have registered**
 - At least 40% have started their journey through the 10-level program
 - 19 self-identified cannabis license holders & 44 self-identified employees are progressing through the cannabis badge curriculum
- ✓ **Speaks to Gov. Murphy's commitment to diversity**
 - Top three most represented groups based on self identification are Black (48%), White (22%) and Latino (19%)
 - Women continue to lead the charge, making up more than 51% of the student population
 - Black women make up the most percentage of student body (43%)
- ✓ **Top counties represented by students are** Essex (15%), Middlesex (8%), Camden (8%), Hudson (8%), Bergen (8%)

Quarterly Data Report

Q2 2025



(All data in this report is as of June 30, 2025, unless otherwise stated.)



Awardee Application Data



DOB and SEB Awardees

714 Annual Licenses Awarded*

Social Equity Businesses	122	17%
Diversely-Owned Businesses	490	69%

**Includes conditional-to-annual conversions*

Licenses may be designated as both Social Equity Businesses and Diversely-Owned Businesses.



Quarterly Data Benchmarks



Microbusiness Benchmark Data

	<u>Total Number</u>	<u>Percent of Licensees</u>	<u>Benchmark</u>	<u>Plus/(Minus)</u>
Micro Businesses	808	35%	25%	+10%

<u>License Type</u>	<u>Number of Microbusinesses</u>	<u>Percent of License Class</u>	<u>Benchmark</u>	<u>Plus/(Minus)</u>
Class 1 Cultivator	196	37%	15%	22%
Class 2 Manufacturer	111	28%	15%	13%
Class 3 Wholesaler	5	23%	15%	8%
Class 4 Distributor	2	13%	15%	-2%
Class 5 Retailer	472	36%	15%	21%
Class 6 Delivery	22	60%	15%	45%

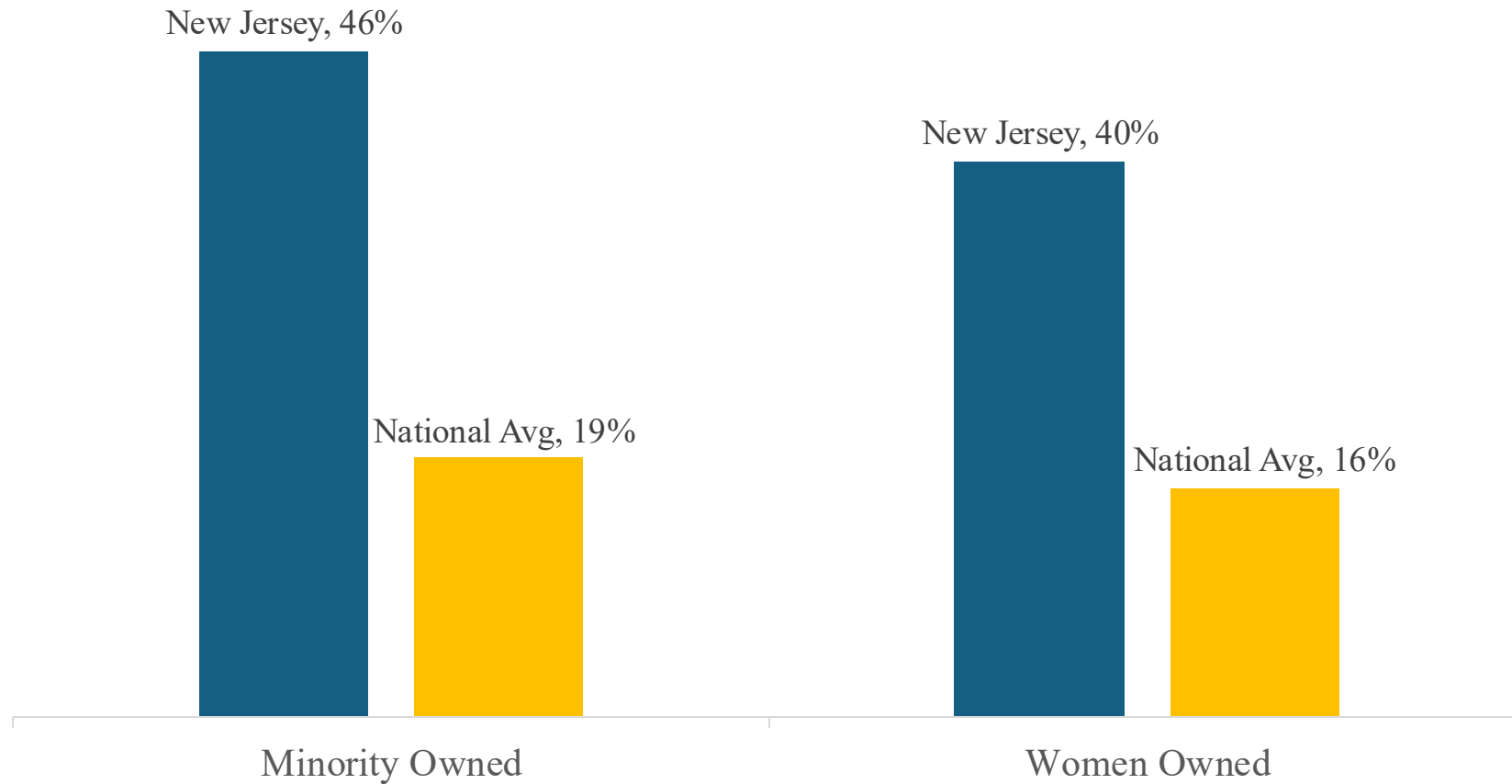


Diversely-Owned Benchmark Data

	<u>Number</u>	<u>Percent of Licensees</u>	<u>Benchmark</u>	<u>Plus/(Minus)</u>
Minority Owned	1,112	48%	15%	+33%
Woman or Disabled Veteran Owned	1,018	44%	15%	+29%



ODI Update: Diversely-Owned Comparisons



New Jersey data Includes all Annual Licensees. National data taken from MJ Biz Daily DEI Report 2023. Methodology Available in the report.



ODI Update: Diversely-Owned Benchmarks

Benchmarks Including Expansion Licensees			
	<u>Percent of Licensees</u>	<u>Benchmark</u>	<u>Plus/(Minus)</u>
Minority Owned	40%	15%	+25%
Woman or Disabled Veteran Owned	46%	15%	+31%



Operational Businesses Licensed under CREAMM Act

License Type		
<u>License Type</u>	<u>Number</u>	<u>Percentage</u>
Class 1 Cultivator	24	13.2%
Class 2 Manufacturer	20	11.0%
Class 3 Wholesaler	1	0.5%
Class 5 Retailer	132	72.5%
Testing Laboratory	5	2.7%
Grand Total	182	100%

Key Categories	
<u>Category</u>	<u>Percentage</u>
Impact Zone Business	43%
Previous Marijuana Conviction	12%
Microbusiness	32%
Social Equity	15%
Diversely Owned	71%



Operational Businesses Licensed under CREAMM Act

DORES Certifications		
<u>DORES Certification</u>	<u>Number</u>	<u>Percentage</u>
No Certification	53	29.1%
Woman Owned	51	28.0%
Minority Owned	38	20.9%
Minority & Woman Owned	32	17.6%
Disabled Veteran Owned	5	2.7%
Disabled Veteran & Minority Owned	3	1.6%
Grand Total	182	100.00%



Operational Businesses Licensed under CREAMM Act

<u>Race/Ethnicity</u>	<u>Number</u>	<u>Percentage</u>
American Indian Or Alaska Native	1	0.5%
American Indian Or Alaska Native, Black or African American	1	0.5%
Asian, Native Hawaiian or Other Pacific Islander	1	0.5%
Asian, Other or Not Listed	1	0.5%
Asian	24	13.2%
Black Or African American	25	13.7%
Other Or Not Listed, Black Or African American	1	0.5%
Other or Not Listed	28	15.4%
White	82	45.1%
Entity	15	8.2%
No Majority	3	1.6%
Grand Total	182	100.0%

Hispanic or Latino Majority	
<u>Number</u>	<u>Percentage</u>
23	13%

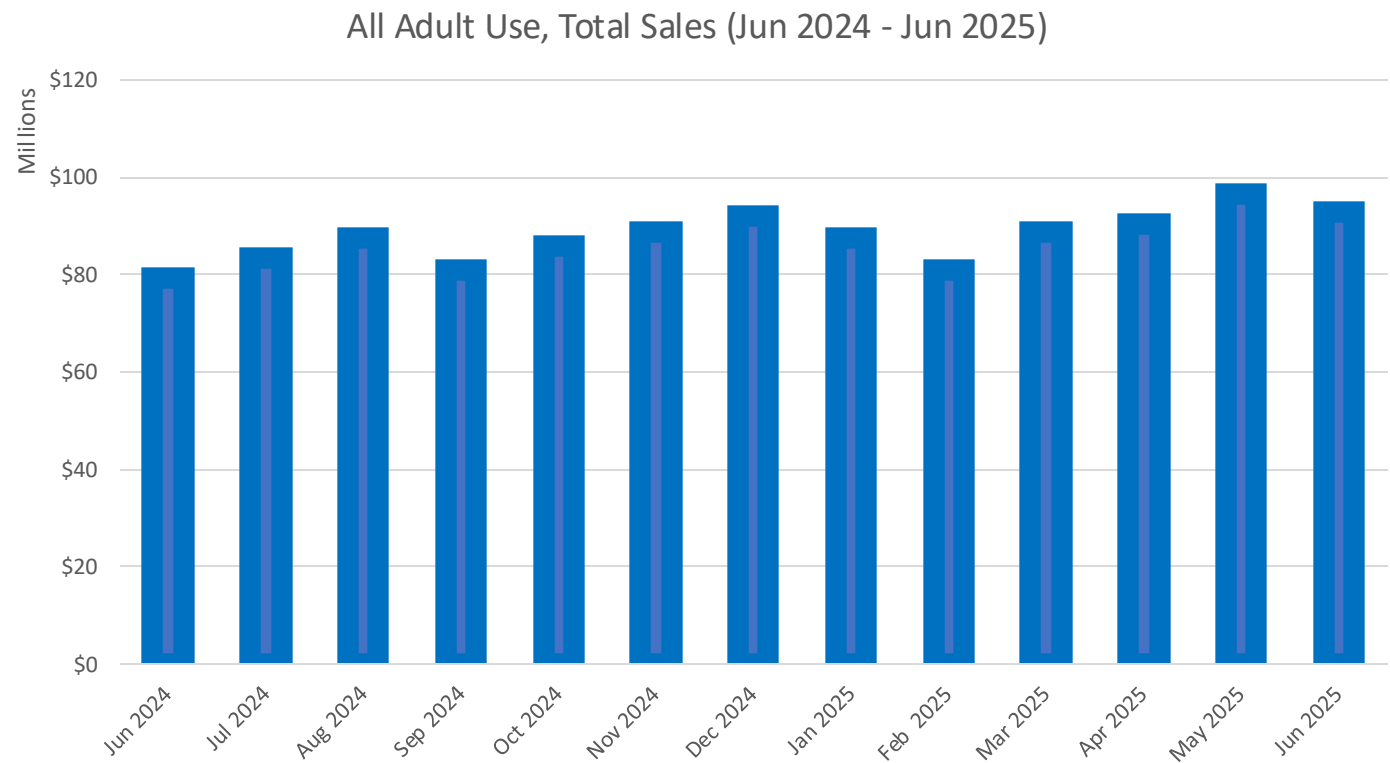


Sales for Open Businesses By Type



All Adult Use, Total Sales by Month - (June 2024 – June 2025)

Month	Dollar Sales
Jun 2024	\$79,267,286.07
Jul 2024	\$83,316,119.99
Aug 2024	\$87,671,130.57
Sep 2024	\$80,892,807.77
Oct 2024	\$85,838,572.22
Nov 2024	\$88,680,755.14
Dec 2024	\$92,224,451.08
Jan 2025	\$87,626,072.31
Feb 2025	\$80,968,623.43
Mar 2025	\$88,965,924.23
Apr 2025	\$90,332,393.68
May 2025	\$96,387,361.85
Jun 2025	\$93,003,233.02

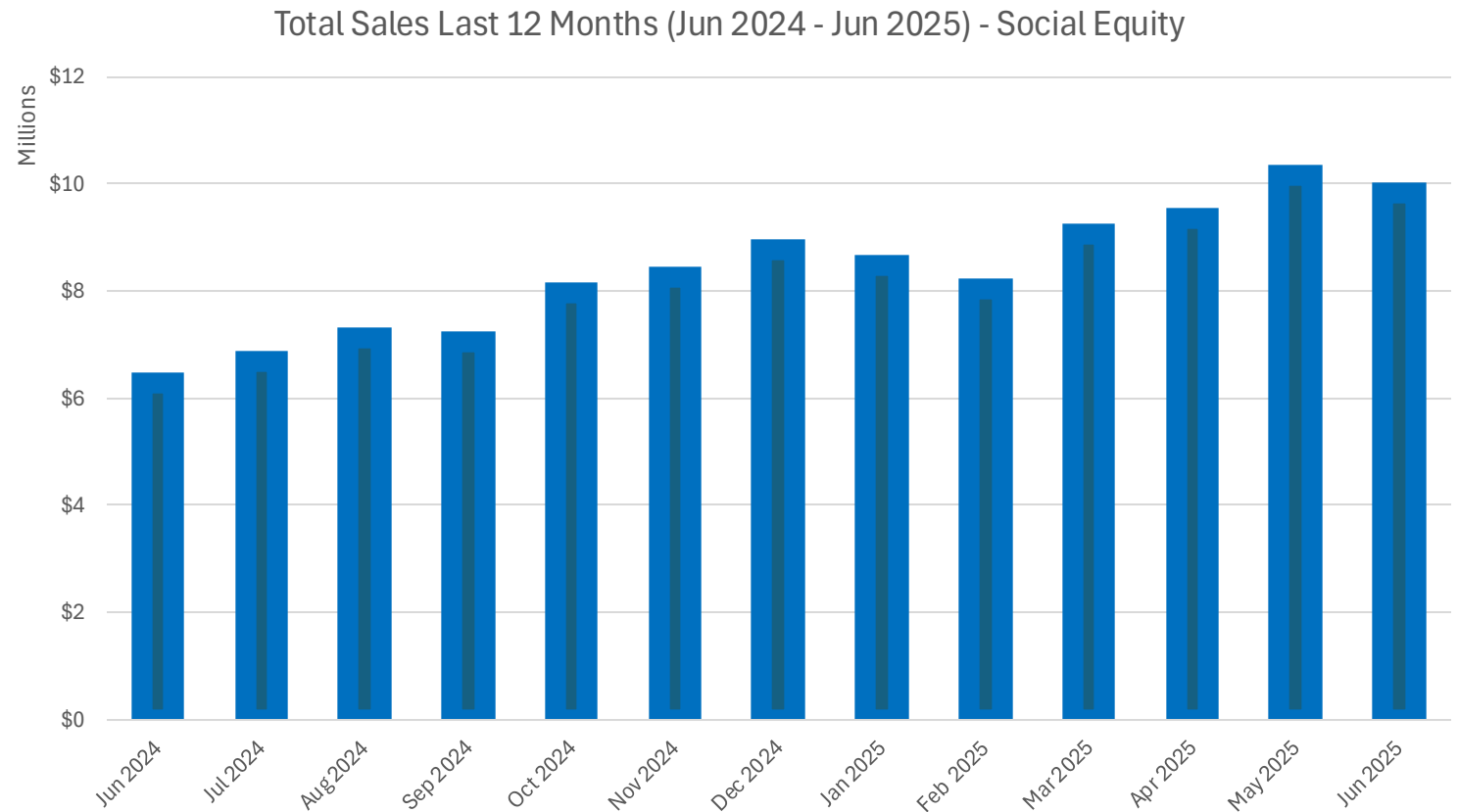


Year Over Year Change, June 2024 - June 2025: 17.3%



Total Sales by Month (June 2024 – June 2025) - Social Equity

<u>Month</u>	<u>Dollar Sales</u>
Jun 2024	\$6,279,641.87
Jul 2024	\$6,671,781.95
Aug 2024	\$7,129,778.53
Sep 2024	\$7,065,068.28
Oct 2024	\$7,950,563.30
Nov 2024	\$8,270,814.96
Dec 2024	\$8,775,365.81
Jan 2025	\$8,489,988.07
Feb 2025	\$8,046,287.49
Mar 2025	\$9,054,199.93
Apr 2025	\$9,345,592.27
May 2025	\$10,159,477.91
Jun 2025	\$9,843,631.05

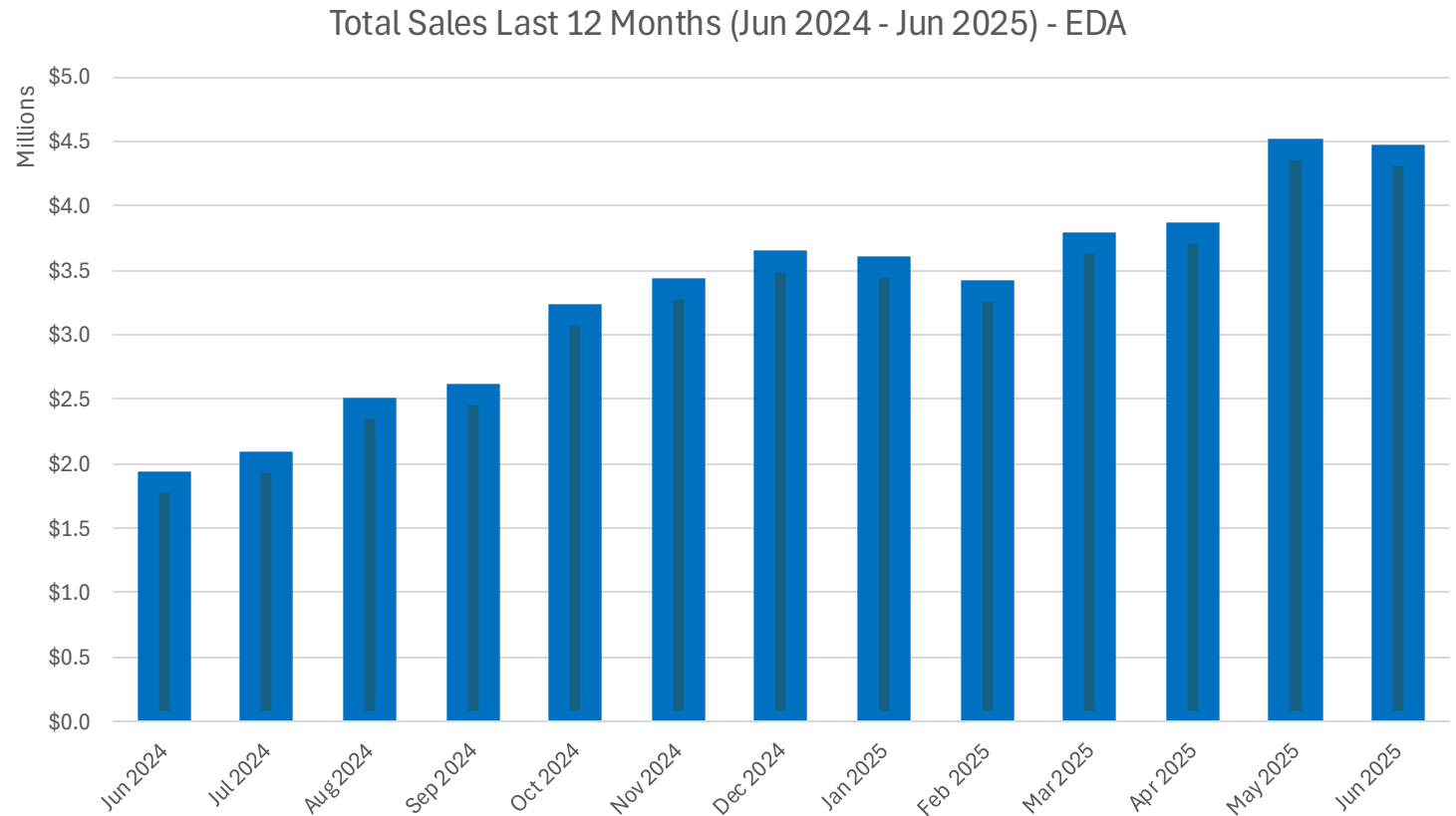


Year Over Year Change, June 2024 - June 2025: 56.8%



Total Sales by Month (June 2024 – June 2025) - Economically Disadvantaged Areas

<u>Month</u>	<u>Dollar Sales</u>
Jun 2024	\$1,850,725.07
Jul 2024	\$2,019,109.86
Aug 2024	\$2,433,064.63
Sep 2024	\$2,531,211.68
Oct 2024	\$3,156,461.73
Nov 2024	\$3,357,013.19
Dec 2024	\$3,570,515.37
Jan 2025	\$3,526,848.83
Feb 2025	\$3,342,656.44
Mar 2025	\$3,712,543.25
Apr 2025	\$3,792,094.84
May 2025	\$4,435,749.52
Jun 2025	\$4,395,633.01

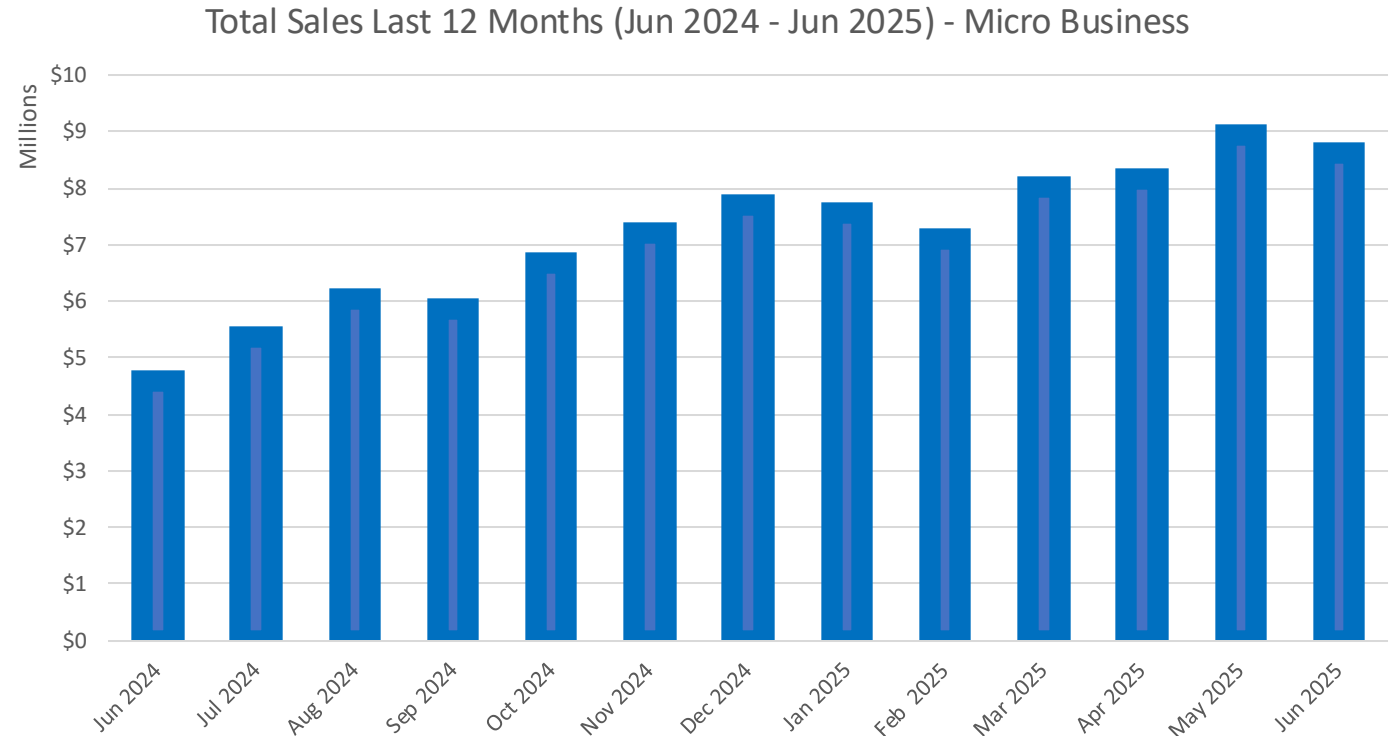


Year Over Year Change, June 2024 - June 2025 : 137.5%



Total Sales by Month (June 2024 – June 2025) - Micro Business

Month	Dollar Sales
Jun 2024	\$4,590,852.01
Jul 2024	\$5,348,477.59
Aug 2024	\$6,024,393.91
Sep 2024	\$5,871,521.97
Oct 2024	\$6,678,922.40
Nov 2024	\$7,207,843.12
Dec 2024	\$7,704,431.53
Jan 2025	\$7,541,215.86
Feb 2025	\$7,098,304.96
Mar 2025	\$8,006,458.98
Apr 2025	\$8,152,956.60
May 2025	\$8,942,697.93
Jun 2025	\$8,612,878.75

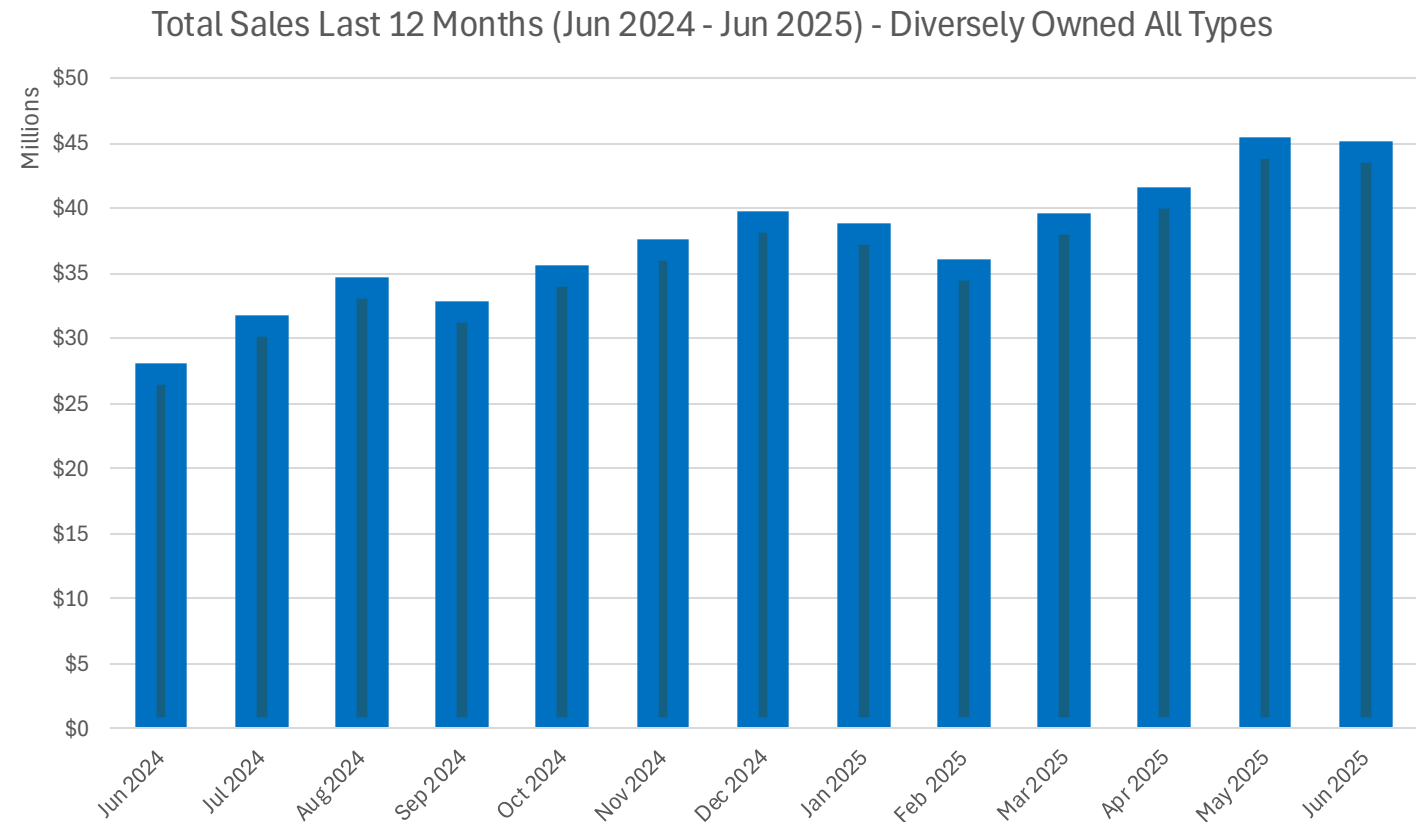


Year Over Year Change, June 2024 - June 2025: 87.6%



Total Sales by Month (June 2024 – June 2025) - Diversely-Owned

<u>Month</u>	<u>Dollar Sales</u>
Jun 2024	\$27,211,358.70
Jul 2024	\$30,933,516.52
Aug 2024	\$33,918,049.27
Sep 2024	\$31,956,891.12
Oct 2024	\$34,856,685.30
Nov 2024	\$36,843,596.06
Dec 2024	\$39,013,972.50
Jan 2025	\$38,007,468.05
Feb 2025	\$35,203,410.64
Mar 2025	\$38,822,920.12
Apr 2025	\$40,764,260.58
May 2025	\$44,618,335.38
Jun 2025	\$44,389,815.46

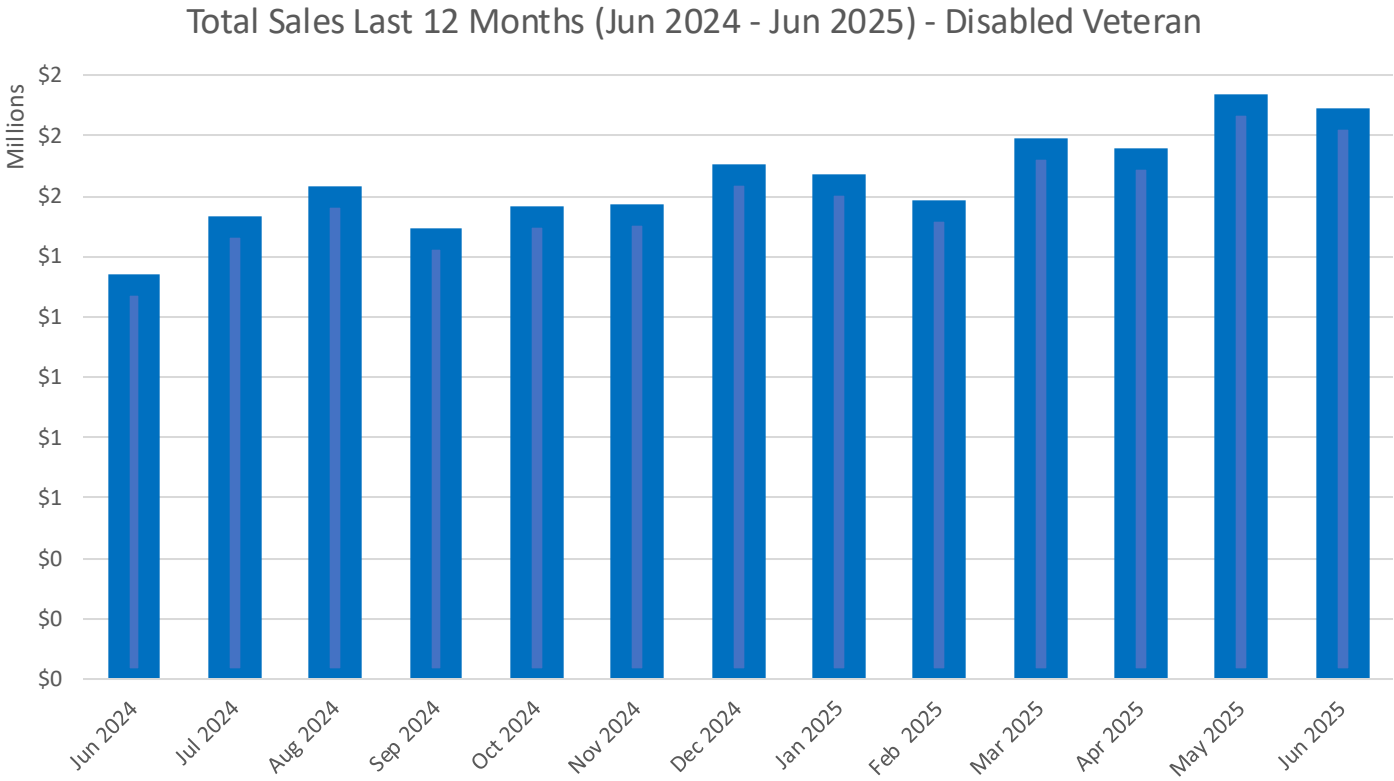


Year Over Year Change, June 2024 - June 2025: 63.1%



Total Sales by Month (June 2024 – June 2025) - Disabled Veteran Owned

<u>Month</u>	<u>Dollar Sales</u>
Jun 2024	\$1,305,390.89
Jul 2024	\$1,499,909.36
Aug 2024	\$1,593,990.45
Sep 2024	\$1,458,539.04
Oct 2024	\$1,530,495.51
Nov 2024	\$1,536,346.16
Dec 2024	\$1,672,895.76
Jan 2025	\$1,634,538.28
Feb 2025	\$1,549,122.25
Mar 2025	\$1,753,300.51
Apr 2025	\$1,725,328.81
May 2025	\$1,899,050.23
Jun 2025	\$1,854,468.18

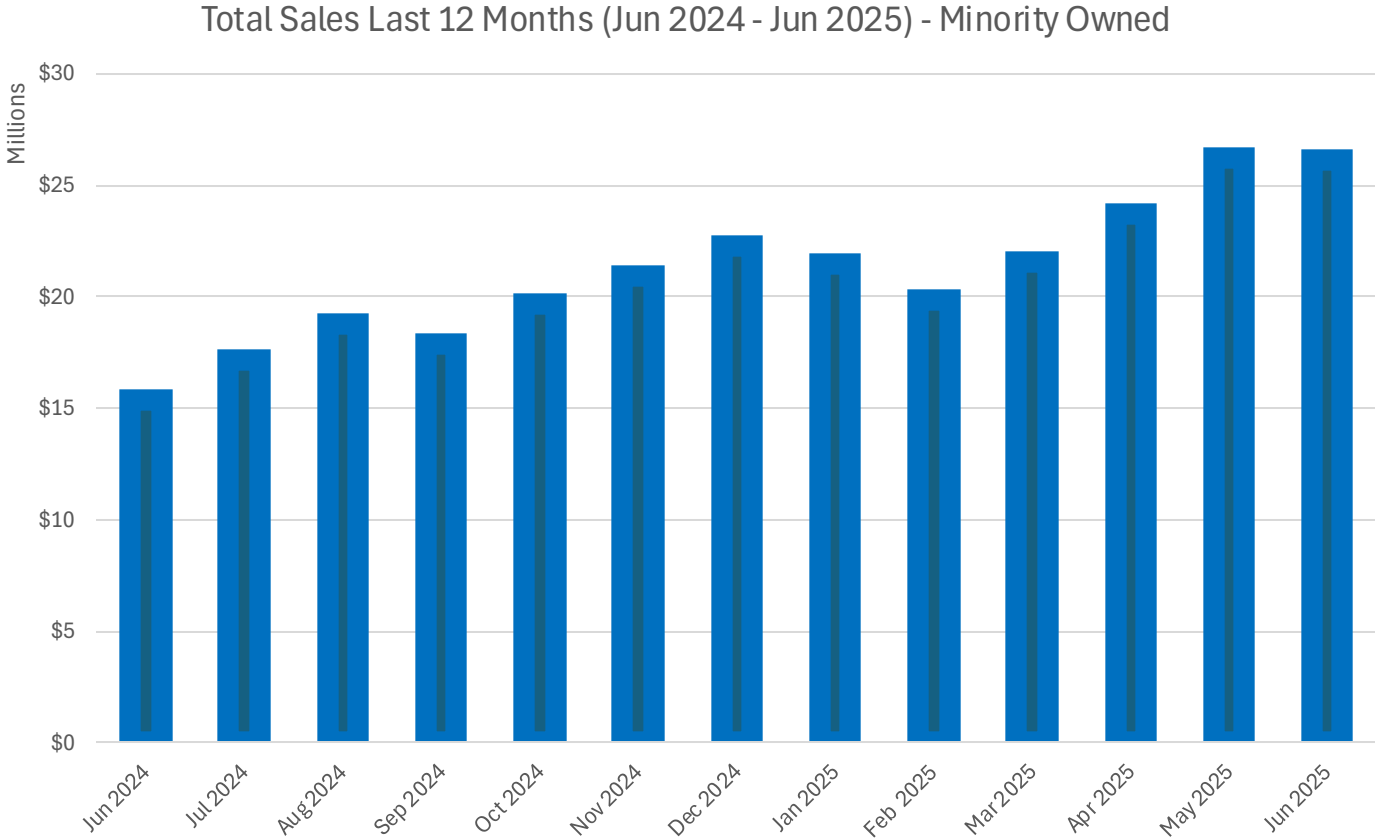


Year Over Year Change, June 2024 - June 2025: 42.1%



Total Sales by Month (June 2024 – June 2025) - Minority Owned

	<u>Dollar Sales</u>
Jun 2024	\$15,327,590.40
Jul 2024	\$17,126,058.40
Aug 2024	\$18,809,807.59
Sep 2024	\$17,858,664.18
Oct 2024	\$19,640,098.60
Nov 2024	\$20,906,725.77
Dec 2024	\$22,273,247.67
Jan 2025	\$21,463,542.84
Feb 2025	\$19,844,035.66
Mar 2025	\$21,530,701.48
Apr 2025	\$23,681,498.51
May 2025	\$26,231,081.70
Jun 2025	\$26,138,851.05

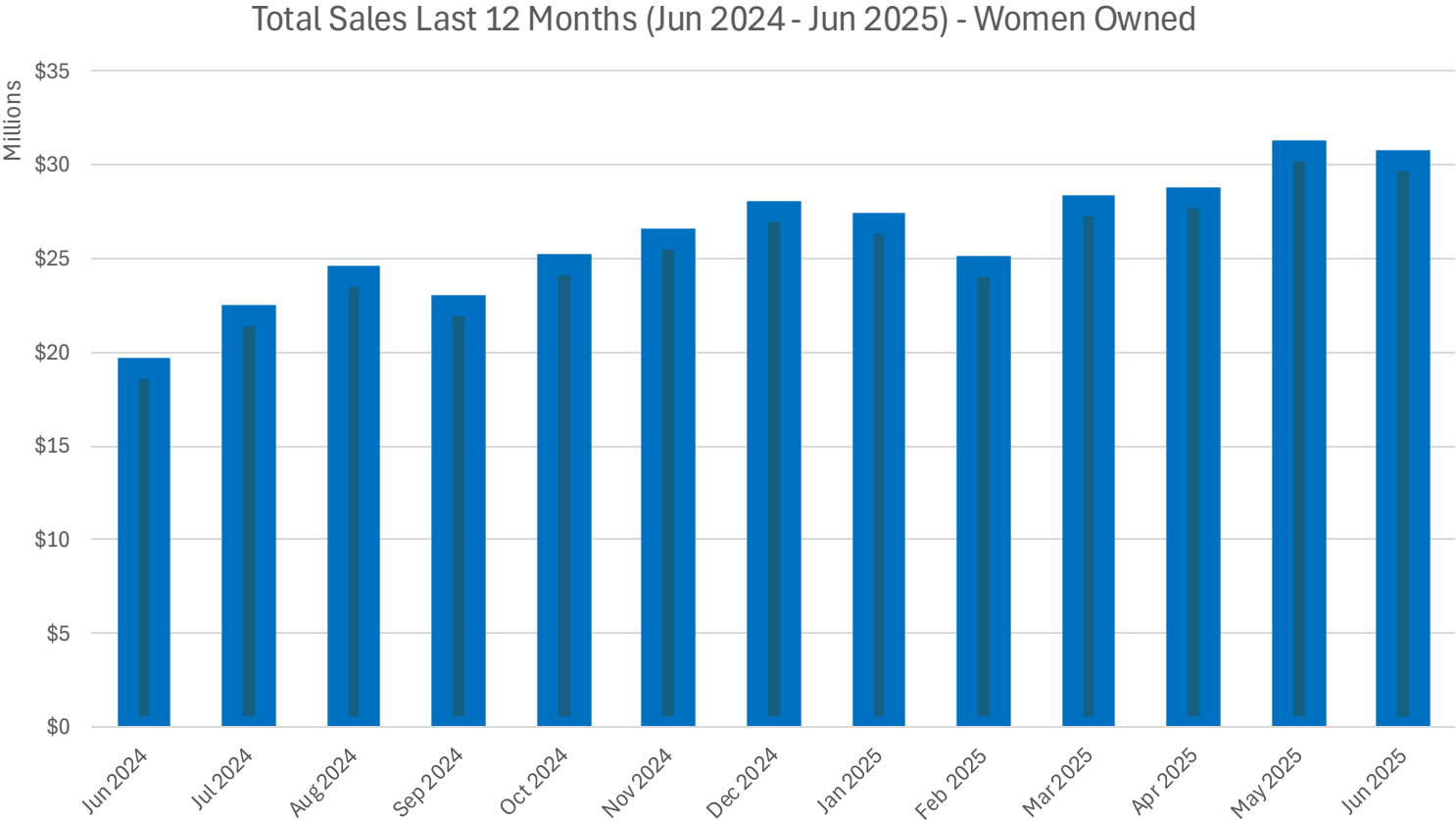


Year Over Year Change, June 2024 - June 2025 : 70.5%



Total Sales by Month (June 2024 – June 2025) - Women Owned

Month	Dollar Sales
Mar 2024	\$13,357,421.25
Apr 2024	\$15,353,463.24
May 2024	\$17,921,386.12
Jun 2024	\$19,174,717.16
Jul 2024	\$21,964,266.39
Aug 2024	\$24,056,405.36
Sep 2024	\$22,499,272.84
Oct 2024	\$24,689,168.29
Nov 2024	\$26,095,533.10
Dec 2024	\$27,522,034.18
Jan 2025	\$26,897,509.91
Feb 2025	\$24,624,333.78
Mar 2025	\$27,839,741.82

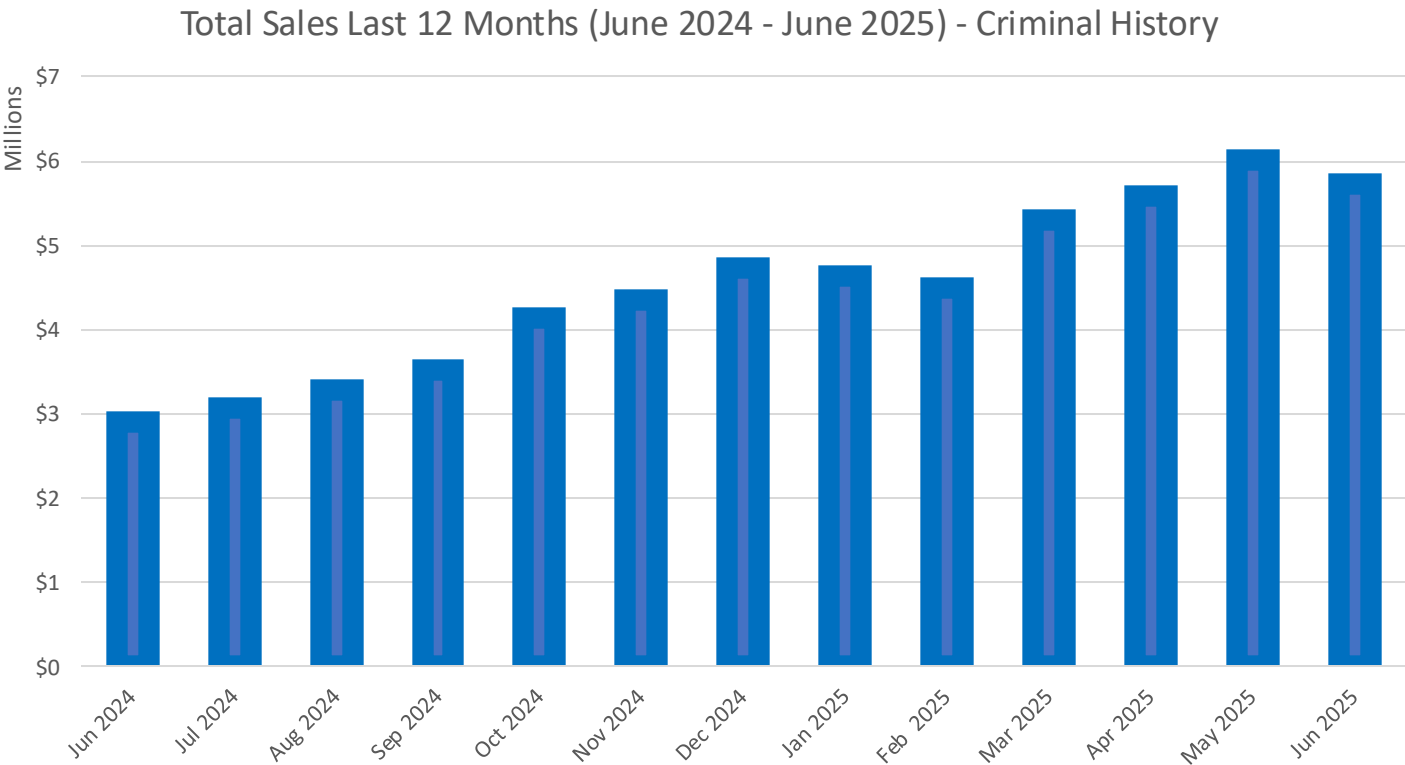


Year Over Year Change, June 2024 - June 2025 : 57.9%



Total Sales by Month (June 2024 – June 2025) - Criminal History

<u>Month</u>	<u>Dollar Sales</u>
Jun 2024	\$2,897,363.79
Jul 2024	\$3,061,984.45
Aug 2024	\$3,288,104.76
Sep 2024	\$3,530,358.02
Oct 2024	\$4,130,629.03
Nov 2024	\$4,352,965.63
Dec 2024	\$4,738,565.69
Jan 2025	\$4,631,720.92
Feb 2025	\$4,505,145.90
Mar 2025	\$5,291,860.13
Apr 2025	\$5,589,454.47
May 2025	\$6,010,519.52
Jun 2025	\$5,740,851.01



Year Over Year Change, June 2024 - June 2025: 98.1%



**Rescind Waiver of N.J.A.C.
17:30-11.5(c)(2) and -11.6(b)
under Resolution 2023-144
(AU edibles)**



Rescind waiver of N.J.A.C. 17:30-11.5(c)(2) and -11.6(b) under Resolution 2023-144 (AU edibles)

- Rescinds a temporary waiver granted in 2023 allowing manufacturers to make non-TCS edibles
- Temporary waiver no longer needed, as permanent rule changes now in place, including:
 - Expanded to allow ingestible products
 - Clarified ingredient standards



Vote:

**To approve rescinding waiver of
N.J.A.C. 17:30-11.5(c)(2) and -
11.6(b) under Resolution 2023-144
(AU edibles)**



Rescind Authority to Issue Provisional Badges Under Resolution 2024-199



Rescind Authority to Issue Provisional Badges Under Resolution 2024-199

- Ends the policy allowing issuance of provisional employee ID cards for ATC and AU cannabis business employees
- Rescinds Resolution 2024-199, which temporarily allowed employment with a provisional employee ID card while background checks were pending



Vote:

**To approve rescinding authority to
issue provisional badges under
Resolution 2024-199**



Contract Award for Safe-Use Campaign



Contract Award for Safe-Use Campaign

- Target audiences include:
 - Youth under 18
 - Young adults (18-20)
 - Parents/guardians of small children
 - Inexperienced consumers or those considering cannabis use
 - Pregnant and nursing people
 - Cannabis tourists
 - Those with compromising health conditions



Contract Award for Safe-Use Campaign

- A multilingual approach to reflect the state's predominant languages
- A multi-channel campaign
- Primary goals include:
 - Promoting safe-use practices among adults
 - Promoting teen deterrence
 - Educating consumers about keeping small children safe
 - Promoting dangers of impaired driving



Contract Award for Safe-Use Campaign

- Mini-bid distributed on **April 24, 2025**
- Contract timeline: One (1) year
- Nine (9) proposals received by **May 5, 2025**, deadline
- Staff Evaluation Committee scored each using objective evaluation criteria
- Budget: **\$1,000,000**



Contract Award for Safe-Use Campaign

- Staff Evaluation Committee recommends the **SETROC** group



Vote:

**To approve contract award for
Safe-Use Campaign**



Applications for Permit or License Changes



Canopy, Physical Plant, Premises Changes:

- **Illicit Gardens New Jersey**
 - Requesting modification of cultivation canopy tier to allow expansion from Tier I to Tier II, including the construction of a new 24,000 sq. ft. facility with seven flower rooms, increasing total flowering canopy to 19,291.5 sq. ft



Vote:

**To approve application for a change
in capacity, physical plant, or
premises**



Ownership Transfer Applications:

- INSA Coastline Dispensary LLC
 - **Change in ownership structure**
- Mountain View Farmacy LLC
 - **Change in ownership structure**
- Vidu Brothers Cannabis
 - **Change in ownership structure**
- Higher Leaf LLC
 - **Change in ownership structure**
- Green Village Services LLC
 - **Change in ownership structure**



Ownership Transfer Applications:

- Cookies Harrison LLC
 - **Change in ownership structure**
- Weedies
 - **Change in ownership structure**



Vote:

**To approve ownership change
applications**



Cannabis Business Applications



Conditional-to-Annual Conversion Applications



Conditional-to-Annual License Conversion Applications

- **3 conditional-to-annual conversion licenses**
 - **1 manufacturer**
 - **1 retailer**
 - **1 cultivator**



Adult-Use: Consideration of Conditional-to-Annual license conversion applications

Recommendation:

No.	Application ID	Applicant Business Name	License Class	Business Category
1	23264	Dragonfly NJ Inc	Cultivator	Standard
2	23263	Dragonfly NJ Inc	Manufacturer	Standard
3	23035	Collective Beleaf, LLC	Retailer	Microbusiness



Vote:

**To approve 3 Conditional-to-Annual
Conversion license applications**



Annual Applications



Annual license applications

- **7 annual licenses**
 - **2 manufacturers**
 - **2 retailers**
 - **3 cultivators**



Adult-Use: Consideration of annual license applications

Recommendation:

No.	Application ID	Applicant Business Name	License Class	Business Category
1	22912	Exotica Gardens	Cultivator	Standard
2	19359	Starlight Cannabis LLC	Cultivator	Standard
3	22126	Woolwich Wellness Company LLC	Cultivator	Standard
4	22118	Hamilton Farms LLC	Manufacturer	Standard
5	23721	Lenola Wellness	Manufacturer	Standard



Adult-Use: Consideration of annual license applications

Recommendation:

No.	Application ID	Applicant Business Name	License Class	Business Category
6	9619	Backpack Boyz AC LLC	Retailer	Standard
7	23684	Cre8 Balance LLC	Retailer	Standard



Vote:
**To approve 7 Annual
license applications**



Annual Renewal Applications



Annual license renewals

- Niche LLC (1)

} First year of operations

- Buddy's Dispensary (1)
- Village Hoboken LLC (1)
- The Frosted Nug at Red Bank (1)
- 4Twenty Somewhere (1)
- Elevated by TheCannaBossLady (1)
- MMD NJ, Inc. (1)
- Green Lightning Cultivation LLC (1)
- The THC Shop (1)
- Jester's Joint LLC (1)
- Casa Verde Wellness (1)
- BluLight Cannabis LLC (1)

} Adult-Use Licenses



Annual license renewals

- ABCO Garden State LLC (1)
- Shorehouse Canna LLC (1)
- Daylite Cannabis LLC (1)
- The Smiling Bud LLC (1)
- Plantopia (1)
- Glass Meadows Inc. (1)
- Tree House Co-Op Dispensary LLC (1)
- Cannavibes (1)
- BestBuds LLC (1)
- Peaches Garden LLC (1)
- Molly Ann Farms LLC (1)

Adult-Use
Licenses



Annual license renewals

- Phula LLC (1)
- downtown FLWR (1)
- Indigo Dispensary LLC (1)
- Organic Farms Inc. (1)
- Feels of Green (1)
- Evergreen Nature's Remedy LLC (1)

Adult-Use
Licenses



Vote:

**To approve 29 Annual
Renewal license applications**



Cases, Claims, and Petitions



Waiver Requests



Waiver Number	Entity Name	Request
WR021	Curaleaf NJ	Waiver of the requirement under N.J.A.C. 17:30-19.5(b) to conduct stability testing on a per-batch basis, requesting instead to conduct product-family-based stability testing

Vote:



Waiver Number	Entity Name	Request
WR027	New Jersey Cannabis Trade Association	Waiver of N.J.A.C. 17:30-11.8 (c)(2) to extend the expiration date of cannabis products from six (6) months from the manufacture or cultivation date to 12 months from the manufacture or cultivation date

Vote:



Waiver Number	Entity Name	Request
WR029	Nova Farms Woodbury	Waiver of the requirement under N.J.A.C. 17:30-16.5(a)(6)(i) that packaging may not be attractive to children.

Vote:



Waiver Number	Entity Name	Request
WR030	Inclusion Gourmet	Waiver of the requirement under N.J.A.C. 17:30-11.5(e)(4) that ingestible products shall be a non-TCS food item

Vote:



Waiver Number	Entity Name	Request
WR031	Nova Farms Woodbury	Waiver of the requirement under N.J.A.C. 17:30-16.2(f) and N.J.A.C. 17:30-16.5(a)(6) that "all" packaging for cannabis items shall be of a single color and not attractive to children

Vote:



Notices of Enforcement Actions



INV Number	Entity Name	Notice of Violation
INV-29-25	Lovegrow Company LLC	Failure to utilize METRC plant tags

Vote:



INV Number	Entity Name	Notice of Violation
INV-59-25	Dank Poet Dispensary	Failure to prevent on-site consumption, failure to comply with product sales limits, and failure to collect required New Jersey sales tax

Vote:



INV Number	Entity Name	Notice of Violation
INV-74-2025	Green Medicine NJ LLC	Failure to use approved areas for trimming, packaging, and storage of cannabis products

Vote:



INV Number	Entity Name	Notice of Violation
INV-75-2025	Brute's Roots LLC	Failure to comply with transport regulations by using a marked vehicle for cannabis transportation

Vote:



INV Number	Entity Name	Notice of Violation
INV-81-2025	CREAM Retail Dispensary	Failure to ensure proper age verification procedures by having personnel stationed at front door

Vote:



INV Number	Entity Name	Notice of Violation
INV-83-2025	Curaleaf NJ II Inc	Failure to maintain a Labor Peace Agreement with a bona fide labor organization

Vote:



INV Number	Entity Name	Notice of Violation
INV-86-2025	Botera Union LLC	Failure to maintain proper employment procedures, follow age verification processes, and comply with product sales limits

Vote:



Vote:

Delegated authority



Public comment

1. Speakers signed up in advance.
2. 3 minutes per speaker.
3. Please be respectful, concise and on-topic to issues the Commission has the power to address and/or should be aware of.
4. Do not use this time to market or advertise private businesses.
5. May also submit comments in writing at NJ.gov/cannabis/meetings

For virtual callers:

- **Press *9** to raise your hand, if dialing in through a phone number.
- **Press *6** when the meeting host asks you to unmute yourself.



Adjournment

Details for our next meeting on Wednesday, September 10, at 11 a.m., via Zoom, will be posted on nj.gov/cannabis/meetings

nj.gov/cannabis

609-376-7300